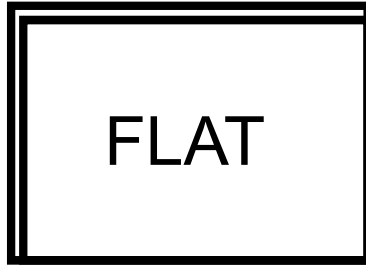
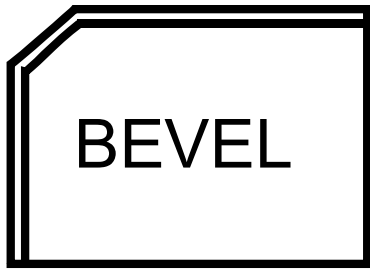


# 1. SELECT MAIN EDGE PROFILE



# 2. ENTER COLOR INFORMATION

<input type="text"/>	<input type="text"/>
----------------------	----------------------

QTY Color / Pattern No. - Finish / Texture (ex: 1573-60)

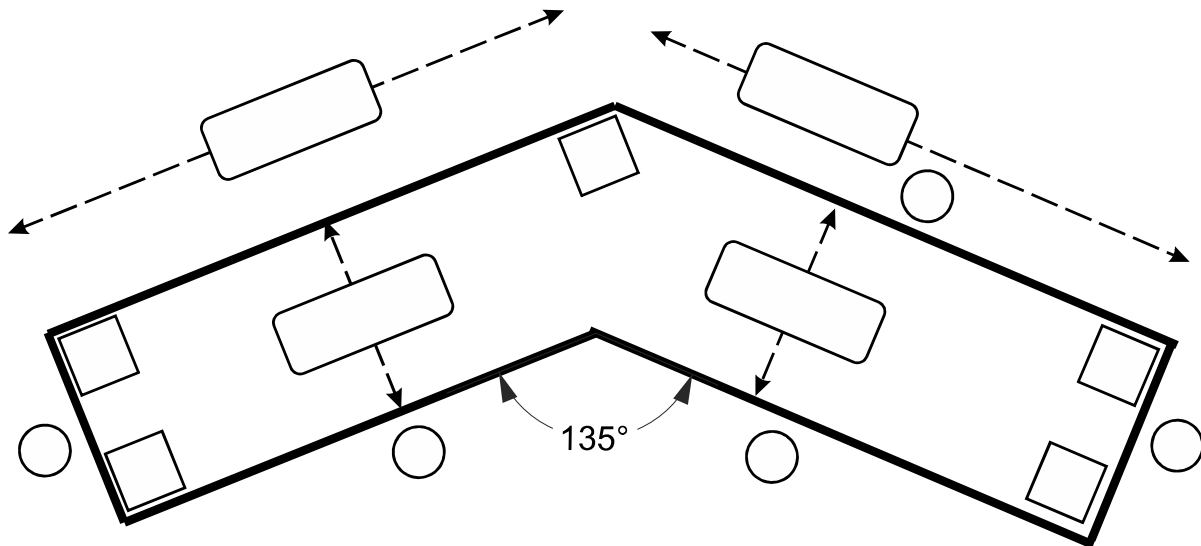
<input type="text"/>
----------------------

Color / Pattern Name (ex: Frosty White)

# 3. KEY

- ⓕ = flat laminated
- Ⓢ = unfinished
- Ⓣ = splash
- Ⓟ = profiled edge
- Ⓡ = radius (only on flat edges)

# 4. ENTER DIMENSIONS AND EDGE INFO (from # 3 key above)



\*\*\* Countertops will be shipped unassembled at joints. All assembly hardware will be included.